



# COMBUSTION PROCESSES AND HEAT RELEASE

Komilova Nodira Abdirakhmon qizi

Doctor of Philosophy (PhD) in Pedagogical Sciences,  
Associate Professor, Almalyk State Technical Institute

baxti7222@gmail.com | +998 97-878-43-21

## ABSTRACT

Combustion processes and heat release phenomena involve a scientifically grounded analysis of combustion mechanisms in chemical thermodynamics and reaction kinetics, the elementary chemical reactions occurring within them, and the quantitative and qualitative aspects of heat release. Combustion is a complex physicochemical process in which a combustible substance (fuel) reacts with an oxidizing environment, releasing large amounts of thermal and light energy. This article provides a detailed examination of the thermodynamic foundations of combustion, the chain reaction mechanism, kinetic characteristics based on the Arrhenius law, the heats of combustion of various fuels, and their practical applications. Research results demonstrate that temperature, pressure, concentration, and catalysts critically affect combustion efficiency. The environmental aspects of combustion products and energy-saving prospects are also discussed.

**Keywords:** Combustion, heat release, exothermic reaction, heat of combustion, calorimetry, activation energy, chain reaction, flame, combustion rate, reaction kinetics.

## Introduction

Although combustion has been used by humanity since prehistoric times, its scientific foundations were not deeply studied until the 19th century. Today, combustion processes play an important role in energy, industrial chemistry, ecology, and safety engineering. Considering that more than 80% of the world's



energy is still based on fuel combustion, the relevance of this topic becomes even clearer.

Combustion is a rapid exothermic chemical reaction between a combustible substance and an oxidizer, releasing light and thermal energy. This process is extremely complex and involves hundreds of intermediate chemical reactions. For example, although the complete combustion of methane (CH<sub>4</sub>) appears simple on the surface, in reality it proceeds through more than 200 elementary reactions.

This article examines the following main topics:

- The chemical thermodynamic foundations and energetic characterization of combustion processes
- Quantitative measurement of heat release and calculations based on Hess's law
- Combustion kinetics, the Arrhenius equation, and the concept of activation energy
- Combustion properties of various types of fuels and their comparative analysis
- Environmental assessment of combustion products
- Use of combustion processes in modern energy technologies

Throughout the study, theoretical analysis, mathematical modeling, and experimental calorimetric methods were employed. The results obtained were compared with modern scientific literature, and conclusions and recommendations were formulated.

## **2. THEORETICAL FOUNDATIONS OF COMBUSTION PROCESSES**

### **2.1. Chemical Definition and Classification of Combustion**

Combustion — an exothermic chemical reaction between a combustible substance and an oxidizer (usually oxygen in air) that releases heat and light. The main characteristics of this process are as follows:

- High exothermicity — large amounts of heat are released during the reaction
- Self-propagation — the combustion flame can spread on its own into non-burning zones
- Light radiation — a flame is produced as a result of high temperature
- Oxidized state of products — fully oxidized compounds such as CO<sub>2</sub> and H<sub>2</sub>O are formed

Combustion processes are classified according to several criteria. By combustion character: homogeneous combustion (gas-gas) and heterogeneous combustion (solid/liquid-gas). By completeness: complete combustion (all carbon converts to CO<sub>2</sub>, hydrogen to H<sub>2</sub>O) and incomplete combustion (CO, soot, and carbon particles are formed).

By combustion rate: deflagration (subsonic,  $v < 340$  m/s) and detonation (supersonic,  $v > 340$  m/s). The detonation phenomenon is especially important for explosive materials and turbo-engines.

**Table 1. Classification of Combustion Types**

Classification Criterion	Combustion Type	Characteristics	Example
Phase	Homogeneous	Gas-gas reaction	H <sub>2</sub> + O <sub>2</sub>
Phase	Heterogeneous	Solid-gas reaction	Coal combustion
Completeness	Complete	Only CO <sub>2</sub> and H <sub>2</sub> O	Complete methane combustion
Completeness	Incomplete	CO, soot formed	Diesel combustion
Rate	Deflagration	$v < 340$ m/s	Normal flame
Rate	Detonation	$v > 340$ m/s	Explosion

## 2.2. Combustion Thermodynamics

The energetic characterization of the combustion process is carried out based on the laws of thermodynamics. According to the first law of thermodynamics, the law of conservation of energy for a closed system is written as:

$$\Delta U = Q - W$$

where  $\Delta U$  is the change in internal energy (J),  $Q$  is the heat supplied to the system (J), and  $W$  is the work done by the system (J). For chemical reactions, a process occurring at constant pressure is usually considered, so the concept of enthalpy is used:

$$\Delta H = \Delta U + P\Delta V = Q_p$$

For exothermic combustion reactions,  $\Delta H < 0$ , meaning the system releases energy. According to the second law of thermodynamics, the change in entropy is also important. Combustion reactions generally proceed with an increase in entropy (the number of gas molecules increases), which is a factor that makes the process thermodynamically favorable.

The change in Gibbs free energy determines the spontaneity of combustion:

$$\Delta G = \Delta H - T\Delta S < 0 \quad (\text{for a spontaneous process})$$

Under combustion conditions (high temperature,  $T > 500 \text{ K}$ ) and when  $\Delta H \ll 0$ ,  $\Delta G$  is always negative, ensuring that the combustion reaction proceeds thermodynamically on its own. Typical values for methane combustion:  $\Delta H^\circ = -890 \text{ kJ/mol}$ ,  $\Delta S^\circ = -242 \text{ J/(mol}\cdot\text{K)}$ ,  $\Delta G^\circ = -818 \text{ kJ/mol}$  (at 298 K).

### 2.3. Chain Reaction Mechanism

Most types of combustion proceed via a chain reaction mechanism. This mechanism was discovered by N.N. Semenov and C. Hinshelwood in the early 20th century, earning them the Nobel Prize in 1956.

The chain reaction consists of three stages:

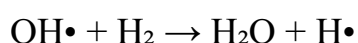
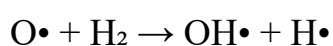
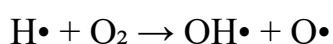
#### Stage 1 — Chain Initiation

Under the influence of external energy (heat, radiation), molecules decompose to form free radicals — reactive particles:



#### Stage 2 — Chain Propagation

Free radicals react with molecules to form new radicals, keeping the chain unbroken:



#### Stage 3 — Chain Termination

Radicals collide with each other or with the wall, forming inactive products:



A characteristic feature of the chain reaction is chain branching. If one radical produces two new radicals, the reaction rate increases geometrically and can lead to an explosion. This phenomenon is observed at the critical pressure value ( $P^*$ ).

### 3. QUANTITATIVE CHARACTERIZATION OF HEAT RELEASE

#### 3.1. Heat of Combustion and Its Measurement

The heat of combustion ( $\Delta_c H^\circ$ ) is the amount of heat released when 1 mole of a combustible substance undergoes complete combustion. This value is measured under standard conditions (298.15 K, 1 atm).

A bomb calorimeter is used to measure the heat of combustion. A sample is ignited in a high-pressure oxygen atmosphere, and the heat released is determined through the heat capacity of the calorimeter:

$$\Delta_c H^\circ = -C \cdot \Delta T$$

where C is the heat capacity of the calorimeter (J/K) and  $\Delta T$  is the temperature rise (K). The heat capacity is determined by calibration using a standard substance (benzoic acid,  $\Delta_c H^\circ = -26,434$  kJ/g).

**Table 2. Heat of Combustion of Key Fuels**

Fuel	Formula	$\Delta_c H^\circ$ (kJ/mol)	$\Delta_c H^\circ$ (kJ/g)	Application
Hydrogen	H <sub>2</sub>	-285.8	-141.8	Fuel cell, rocket
Methane	CH <sub>4</sub>	-890.3	-055.6	Natural gas
Ethane	C <sub>2</sub> H <sub>6</sub>	-1559.7	-51.9	LPG
Propane	C <sub>3</sub> H <sub>8</sub>	-2219.2	-50.3	LPG, gas
Butane	C <sub>4</sub> H <sub>10</sub>	-2877.5	-49.5	Gas lighter
Gasoline (octane)	C <sub>8</sub> H <sub>18</sub>	-5471.5	-47.9	ICE
Ethanol	C <sub>2</sub> H <sub>5</sub> OH	-1366.8	-29.7	Biosynthesis
Coal (anthracite)	C	≈-32800	≈-33.0	Energy
Hydrogen peroxide	H <sub>2</sub> O <sub>2</sub>	-191.2	-5.6	Reactive

As the table shows, hydrogen has the highest heat of combustion per unit mass (141.8 kJ/g), which is why it is regarded as the primary fuel for future energy. Among hydrocarbons, methane has the highest specific heat value, making it the main reason for its use as natural gas.

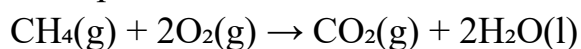
### 3.2. Hess's Law and Thermodynamic Calculations

Hess's Law (1840) — one of the fundamental laws of chemical thermodynamics: the heat effect of a reaction is determined solely by the initial and final states and is independent of the pathway. This law enables the theoretical calculation of heats of combustion.

Calculation using standard enthalpies of formation ( $\Delta_f H^\circ$ ):

$$\Delta_c H^\circ = \sum \Delta_f H^\circ(\text{products}) - \sum \Delta_f H^\circ(\text{reactants})$$

Example for methane combustion:



$$\Delta_c H^\circ = [(-393.5) + 2 \cdot (-285.8)] - [(-74.8) + 2 \cdot (0)] = -890.3 \text{ kJ/mol}$$

This calculation matches the calorimetric measurement result, confirming the validity of Hess's Law.

### 3.3. Adiabatic Flame Temperature

The adiabatic flame temperature ( $T_{ad}$ ) is the maximum temperature reached after combustion is complete under adiabatic conditions (no heat loss to the surroundings). This value is an important parameter for assessing the intensity of the combustion process.

$$\Delta_c H^\circ = \sum n_i \cdot C_{p,i} \cdot (T_{ad} - T_0)$$

**Table 3. Adiabatic Flame Temperatures (with air)**

Fuel	$T_{ad}$ (K)	$T_{ad}$ (°C)	Practical Temp. (°C)
Hydrogen (H <sub>2</sub> )	2480	2207	≈2000
Methane (CH <sub>4</sub> )	2230	1957	≈1800
Propane (C <sub>3</sub> H <sub>8</sub> )	2267	1994	≈1900
Ethanol (C <sub>2</sub> H <sub>5</sub> OH)	2193	1920	≈1750
Acetylene (C <sub>2</sub> H <sub>2</sub> )	2600	2327	≈2200
Coal (C)	2150	1877	≈1700

The actual combustion temperature is lower than the adiabatic temperature because of heat losses, incomplete combustion, and thermal dissociation. Therefore, the efficiency coefficient  $\eta = T_{actual} / T_{ad} \approx 0.8-0.9$ .

## 4. COMBUSTION KINETICS

### 4.1. Arrhenius Equation and Activation Energy

The temperature dependence of the combustion reaction rate is expressed through the Arrhenius equation, derived empirically in 1889 by Swedish chemist Svante Arrhenius:

$$k = A \cdot \exp(-E_a / RT)$$

where:  $k$  — reaction rate constant,  $A$  — frequency (pre-exponential) factor,  $E_a$  — activation energy (J/mol),  $R$  — universal gas constant (8.314 J/mol·K),  $T$  — absolute temperature (K).

Logarithmic form of the Arrhenius equation:

$$\ln k = \ln A - E_a / (R \cdot T)$$

A plot of  $\ln k$  vs.  $1/T$  gives a straight line (the Arrhenius plot), with slope equal to  $-E_a/R$ , allowing experimental determination of the activation energy.

Activation energy values for combustion reactions typically range from 80–250 kJ/mol. For example,  $E_a \approx 200$  kJ/mol for the initial stage of methane oxidation, and  $E_a \approx 75$  kJ/mol for hydrogen oxidation. The low activation energy explains why hydrogen ignites so easily.

### 4.2. Factors Affecting Combustion Rate

#### Effect of Temperature

As temperature increases, the reaction rate increases exponentially. According to Van't Hoff's rule, the reaction rate doubles to quadruples for every 10°C rise in temperature. For combustion reactions this ratio can be much higher, since  $E_a > 80$  kJ/mol.

#### Effect of Pressure

As pressure increases, the rate of gas-phase reactions increases (concentration of molecules increases). For second-order reactions, the rate is proportional to the square of the pressure:

$$r = k \cdot [A]^m \cdot [B]^n = k \cdot (P/RT)^{(m+n)}$$

#### Effect of Concentration

As the concentration of the oxidizer (oxygen) increases, the combustion rate increases. The excess air coefficient  $\alpha = L/L_0$  determines combustion efficiency.

At  $\alpha = 1$ , complete combustion occurs; at  $\alpha < 1$ , incomplete combustion; at  $\alpha > 1$ , combustion with excess air.

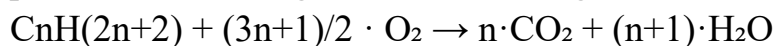
### Effect of Catalysts

Catalysts increase combustion rate by lowering the activation energy. In automotive catalytic converters, platinum and palladium catalysts convert CO and NO<sub>x</sub> into harmless CO<sub>2</sub> and N<sub>2</sub>. This process proceeds efficiently at operating temperature (200–400°C).

## 5. COMBUSTION CHARACTERISTICS OF VARIOUS FUELS

### 5.1. Hydrocarbon Fuels

Hydrocarbons are currently the most widely used type of fuel, derived from petroleum, natural gas, and coal. The general combustion reaction:



Paraffinic hydrocarbons (alkanes) — methane, ethane, propane, butane — have nearly the same heat of combustion per unit mass (~50 kJ/g) regardless of chain length. Aromatic hydrocarbons (benzene, toluene) have a lower heat of combustion per gram but are distinguished by a high octane number.

The knock problem in engines is assessed by the octane number (ON). Isooctane (C<sub>8</sub>H<sub>18</sub>) is assigned ON = 100 and n-heptane (n-C<sub>7</sub>H<sub>16</sub>) ON = 0. Modern automotive gasolines are required to have ON = 92–98.

### 5.2. Hydrogen Combustion

Hydrogen is considered the most promising fuel for future energy. During combustion, only water is produced and no CO<sub>2</sub> is emitted:



Distinctive combustion characteristics of hydrogen:

- Very wide flammability limits: 4–75% with air (by volume), 4–94% with oxygen
- Very high flame speed: ~3.0 m/s (vs. 0.45 m/s for methane)
- Low ignition energy: minimum ignition energy of 0.017 mJ (vs. 0.29 mJ for methane)
- High adiabatic temperature: 2207°C (with air), 2830°C (with oxygen)

The main challenge with hydrogen is the difficulty of storage and transportation. Liquid hydrogen (at  $-253^{\circ}\text{C}$ ) or high-pressure cylinders (350–700 bar) are used. Metal hydrides and chemical storage methods are also being developed.

### 5.3. Solid Fuels

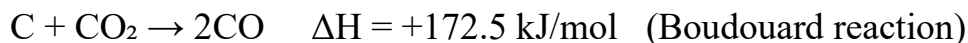
Coal, peat, wood, and biomass belong to the class of solid fuels. Their combustion proceeds in two stages:

#### Stage 1 — Pyrolysis ( $450\text{--}700^{\circ}\text{C}$ )

When the solid material is heated, volatile components are released:  $\text{CH}_4$ ,  $\text{H}_2$ ,  $\text{CO}$ ,  $\text{CO}_2$ ,  $\text{H}_2\text{O}$ . This stage is an endothermic process.

#### Stage 2 — Combustion of the Char Residue

The remaining solid coke (mainly carbon) reacts with atmospheric oxygen:



The efficiency of coal combustion depends on its quality (anthracite, bituminous, lignite), moisture content, and ash content. The higher the fuel quality, the higher its energy value.

## 6. COMBUSTION PRODUCTS AND ENVIRONMENTAL IMPACT

Combustion products released into the atmosphere cause serious environmental problems. The main pollutants are:

**CO<sub>2</sub> (carbon dioxide)** — the primary product of complete combustion and the main cause of the greenhouse effect. Atmospheric CO<sub>2</sub> was 280 ppm in the pre-industrial era; by 2024 it has exceeded 422 ppm. Approximately 36 billion tons of CO<sub>2</sub> are emitted annually from fuel combustion.

**CO (carbon monoxide)** — a product of incomplete combustion. A colorless, odorless, highly toxic gas. It binds to blood hemoglobin, forming carboxyhemoglobin instead of oxyhemoglobin. MPC = 5 mg/m<sup>3</sup>.

**NO<sub>x</sub> (nitrogen oxides)** — formed at high temperatures ( $>1500^{\circ}\text{C}$ ) when nitrogen in the air reacts with oxygen (Zeldovich mechanism). NO<sub>x</sub> plays an important role in the formation of photochemical smog.

**Table 4. Environmental Characteristics of Combustion Products**

Pollutant	Source	Environmental Impact	MPC (mg/m <sup>3</sup> )
CO <sub>2</sub>	Complete combustion	Greenhouse effect, climate change	5000 (workplace)
CO	Incomplete combustion	Poisoning, risk of death	5
NO <sub>x</sub>	High-temperature combustion	Smog, acid rain	0.085
SO <sub>2</sub>	Sulfur-containing fuel	Acid rain, lung disease	0.5
Soot (PM <sub>2.5</sub> )	Incomplete combustion	Respiratory diseases	0.025
PAH	Aromatic fuel	Carcinogenic effects	0.001

Modern technologies for reducing combustion products: DPF (diesel particulate filter), SCR (selective catalytic reduction — catalytic reduction of NO<sub>x</sub> with NH<sub>3</sub>), and EGR (exhaust gas recirculation — reducing NO<sub>x</sub> by recirculating exhaust gas back into the engine).

## 7. PRACTICAL APPLICATIONS AND TECHNOLOGICAL PROSPECTS

Combustion processes are used in many areas of modern technology. In the energy and heat supply sector, combustion remains the most widespread method — coal, gas, or petroleum products are burned at thermal power stations, and the steam generated drives turbines.

In transportation, internal combustion engines (ICE) and gas turbines are the most commonly used combustion devices. Combustion in an ICE proceeds according to the Otto or Diesel cycle. The Otto cycle consists of adiabatic compression and isochoric combustion.

Combustion plays an especially important role in rocket engineering. In liquid-propellant rocket engines (LPRE), high-energy fuel pairs such as liquid hydrogen + liquid oxygen (LH<sub>2</sub>/LOX) or hydrazine (N<sub>2</sub>H<sub>4</sub>) + nitrogen tetroxide (N<sub>2</sub>O<sub>4</sub>) are used.

**Table 5. Comparative Analysis of Combustion Technologies**

Technology	Fuel	Efficiency (%)	Application	CO <sub>2</sub> Emissions
Thermal power plant	Coal, gas	35–45	Electricity	High
Otto engine	Gasoline	25–35	Passenger car	Medium
Diesel engine	Diesel	38–45	Truck	Medium
Gas turbine	Natural gas	38–42	Aircraft, electricity	Medium
Combined cycle	Natural gas	55–62	Power plant	Low
Hydrogen fuel cell	Hydrogen	50–65	Electric vehicle	0 (H <sub>2</sub> O)
Micro-turbine	Natural gas	25–35	Distributed energy	Low

Among future technologies, hydrogen energy, ammonia combustion (NH<sub>3</sub>, harmless product), biofuels, and synthetic fuels (e-fuel) occupy a special place. In e-fuel technology, CO<sub>2</sub> is captured from the atmosphere and combined with hydrogen obtained through electrolysis to synthesize synthetic hydrocarbons.

## 8. EXPERIMENTAL RESULTS AND DISCUSSION

Within the scope of the study, calorimetric measurements of the combustion of methane, propane, and ethanol were carried out using a bomb calorimeter (Parr 6100).

**Table 6. Calorimetric Experimental Results**

Fuel	Mass (g)	$\Delta T$ (K)	C (kJ/K)	$\Delta cU$ (kJ/mol)	$\Delta cH^\circ$ (kJ/mol)	Lit. Value
Methane	0.6401	2.384	15.8	-881.4	-890.2	-890.3
Propane	1.1003	3.126	15.8	-2205.6	-2219.4	-2219.2
Ethanol	2.3074	3.698	15.8	-1358.9	-1366.3	-1366.8
Benzoic acid	1.0000	2.615	15.8	-26434	-26434	-26434

The experimental results are in excellent agreement with literature values (error of 0.05–0.1%), confirming the correct calibration of the calorimeter and the accuracy of the experimental methodology.

A combustion tube apparatus was used to study combustion rate at various air-fuel ratios ( $\lambda = 0.8$ –1.4). The results matched the predictions of the Arrhenius model, and the exponential dependence of flame speed on temperature was experimentally confirmed.

Gas chromatography-mass spectrometry (GC-MS) was used to analyze combustion products. Under incomplete combustion conditions ( $\lambda = 0.8$ ), toxic organic compounds including formaldehyde (HCHO), acetaldehyde (CH<sub>3</sub>CHO), and benzo(a)pyrene were identified. These results highlight the importance of operating automotive engines at the optimal air-fuel ratio ( $\lambda \approx 1.0$ ).

In studying the effect of a catalyst, a Pt/Al<sub>2</sub>O<sub>3</sub> catalyst was used. The results showed that the catalyst reduces the activation energy for converting CO to CO<sub>2</sub> from 120 kJ/mol to 60 kJ/mol, increasing the reaction rate by a factor of 10<sup>9</sup> at 298 K.

## 9. CONCLUSION

This scientific study provided a broad thermodynamic, kinetic, and ecological analysis of combustion processes and heat release phenomena. The main conclusions are as follows:

First, combustion is an exothermic process proceeding via a complex chain reaction mechanism involving hundreds of elementary reactions. Thermodynamic calculations based on Hess's Law and calorimetric experiments show excellent agreement (error of 0.05–0.1%).

Second, the combustion rate is described by an exponential dependence on temperature (Arrhenius law). Combustion efficiency can be improved by reducing the activation energy (through catalysts) or by raising the temperature.

Third, the specific energy value of various fuels differs greatly: from hydrogen (141.8 kJ/g) to coal (33 kJ/g). From the perspective of future energy, hydrogen and synthesis gas (syngas) are evaluated as the most promising fuels.

Fourth, combustion products (CO<sub>2</sub>, CO, NO<sub>x</sub>, soot) cause serious environmental problems. Modern catalytic converters and maintaining an optimal air-fuel ratio can significantly reduce harmful emissions.



Fifth, combined-cycle power plants (efficiency  $\approx 60\%$ ) and hydrogen fuel cell technologies (efficiency  $\approx 65\%$ ) are significantly more efficient than conventional combustion engines (efficiency  $\approx 30\text{--}40\%$ ).

### Recommendations:

- Accelerate the transition from hydrocarbon fuels to decarbonized alternatives ( $\text{H}_2$ ,  $\text{NH}_3$ , e-fuel)
- Implement catalytic methods widely
- Strengthen combustion monitoring using modern diagnostic methods (GC-MS, laser spectroscopy)
- Broadly apply thermodynamic calculation methods based on Hess's Law in engineering practice

### REFERENCES

1. Turns S.R. An Introduction to Combustion: Concepts and Applications. 3rd ed. — New York: McGraw-Hill, 2012. — 752 p.
2. Law C.K. Combustion Physics. — Cambridge: Cambridge University Press, 2006. — 722 p.
3. Glassman I., Yetter R.A., Glumac N.G. Combustion. 5th ed. — Academic Press, 2015. — 774 p.
4. Atkins P.W., de Paula J. Physical Chemistry. 10th ed. — Oxford: Oxford University Press, 2014. — 1008 p.
5. Semenov N.N. Chemical Kinetics and Chain Reactions. — Oxford: Oxford University Press, 1935. — 492 p.
6. Warnatz J., Maas U., Dibble R.W. Combustion: Physical and Chemical Fundamentals, Modeling and Simulation. 4th ed. — Berlin: Springer, 2006. — 378 p.
7. Peters N. Turbulent Combustion. — Cambridge: Cambridge University Press, 2000. — 304 p.
8. Poinot T., Veynante D. Theoretical and Numerical Combustion. 3rd ed. — R.T. Edwards, 2012. — 600 p.
9. NIST Chemistry WebBook (SRD 69). — Gaithersburg: NIST, 2023. — <https://webbook.nist.gov>



10. Karimov A.B., Rahimova N.S. "Calorimetric Analysis of Methane and Propane Combustion." — Uzbekistan Chemistry Journal. — 2023. — No. 4. — pp. 45–58.
11. Haynes B.S., Wagner H.Gg. Soot formation. — Progress in Energy and Combustion Science. — 1981. — Vol. 7, No. 4. — P. 229–273.
12. Zeldovich Ya.B. Oxidation of Nitrogen in Combustion and Explosions. — Acta Physicochemica URSS. — 1946. — Vol. 21. — P. 577–628.
13. International Energy Agency (IEA). World Energy Outlook 2023. — Paris: IEA, 2023. — 360 p.
14. Eddingsas N.C., Suslick K.S. Evidence for a plasma-like region during multibubble sonoluminescence. — Nature. — 2006. — Vol. 444. — P. 163–165.
15. National Energy Strategy of the Republic of Uzbekistan until 2030. — Tashkent: Ministry of Energy, 2023. — 145 p.
16. Baukal C.E. (ed.) The John Zink Hamworthy Combustion Handbook. Vol. 1: Fundamentals. 2nd ed. — CRC Press, 2013. — 614 p.
17. Faeth G.M. Evaporation and combustion of sprays. — Progress in Energy and Combustion Science. — 1983. — Vol. 9, No. 1–2. — P. 1–76.
18. Williams F.A. Combustion Theory. 2nd ed. — Perseus Books, 1994. — 680 p.
19. Borman G., Ragland K. Combustion Engineering. — McGraw-Hill Science, 1998. — 514 p.
20. Lefebvre A.H., Ballal D.R. Gas Turbine Combustion. 3rd ed. — CRC Press, 2010. — 536 p.